



North Eastern New York Orchid Society

nenyosorchids@gmail.com

November 2017

www.nenyos.com

Cool Orchid Growing – Outside for 6 months?

Kim Feddersen of Fair Orchids, NJ, did an admirable job of trekking to our northerly meeting and talking about growing cool orchids, ... outside. While he didn't challenge us to do more of it..and he admitted he is in a Zone 6 area, slightly more tropical than us...he was very encouraging. Many, if not most, of his suggestions will transfer to us, unlike some more temperate speakers who don't understand or are confused by our challenges to outside growing.

A large number of plants of many types also accompanied Kim on his trek which gave attendees a great chance to buy some goodies. He was creative, even bringing an adjustable rack to display some vanda-related orchids.



SBuxton

Now, to the meat of the program...Kim's theory with cool growing orchids is to grow what you can grow outside for about six months of the year in full or partial sun. The orchids prefer being outside, which we always hear, but he showed some comparison slides to illustrate his point. The spots on some blooms covered a larger area and more pronounced after being outside. Also the blooms were large or more floriferous on most plants after some outside time. Additional

photos of Cymbidiums documented a positive reaction in both plant growth and flower spike set. Potent evidence for a lily-livered grower like myself who frets about marauding squirrels, chipmunks and BUGS!!!



SBuxton

Phil Rudko (l) and Kim discuss some business points.


Now, some of the boost for the plant is from being out in the environment 24/7, but also because he uses a pretty heavy feeding cycle. He feeds 1/2 strength fertilizer every 2 weeks Like other speakers with deciduous orchids which only have a 6-9 month growing period, Kim feels you have to give an orchid what it needs, on time.

For example, he described Dendrobium nobile which grow in mountain forests. When the leaves are on the trees in the summer, the plants experience warm, humid, shaded growing areas. Lots of moisture and lots of fertilizer. However, in the winter, the leaves fall off the trees (sound familiar?) and now the environment is cool, dry and bright. His growing greenhouse is set at 55

degrees.


To replicate in his world, he has light shade available in the summer with plenty of water and fertilizer. But as of September 15...no more fertilizer. And, once October 15 hits – no water unless the plant looks VERY dessicated. His comment was if he doesn't do this, he gets lots of keikis and NO blooms!

And since we are all about flowers, we should pay attention. Cont'd pg 5 ==>



SBuxton

Kim's screensaver was this shot of a Cattleya which was top prize at a World Orchid Conference some years ago. It was 8 feet across in diameter!!!!!!



SBuxton

November 2017

Table of Contents

Announcements	page 2
Auction Info	page 4
Auction Supporters	page 3
Beginner Talks	page 2
Found	page 4
My 'Flask' Orchid	page 3
Show Table Tales	page 6 & 7
Upcoming Events	page 2

Upcoming Meetings

November 4—Annual Auction in Colonie

December 2—Holiday Event in Colonie

January 13 —Annual Luncheon at Woolfert’s Roost

February 3 - In –House Hands-on Meeting in Colonie

March 3—TBA

April 7—TBA in Colonie

May 5—TBD in Colonie

June 9—Piping Rock Open House in Galway

The Newsletter is looking for other members interested in being columnists, photos or helping out. Please email buxton-sandy@gmail.com if you are interested!

Upcoming Events in the Northeast

October 21 - 22, 2017 Greater Cincinnati Orchid Society Fall Show, Krohn Conservatory, 1501 Eden Park Drive, Cincinnati, OH. Contact: Teresa Huesman, 513-673-5434 or huesmantj@aol.com

November 3 - 5, 2017 Massachusetts Orchid Society Show "World of Orchids: New England" Mahoney's Garden Center, 242 Cambridge St., Winchester, MA. Contact: Joanna Eckstrom, 603-533-2402 or jkeckstrom@comcast.net

Wednesday, November 8, 2017 @ 8:30 PM - 9:30 PM EDT. Town Hall Meeting from Ecuador with George Hatfield - Open to All
 Find out the exciting things happening with the AOS. Don't miss the AOS Town Hall Meeting & Board Meeting from the WOC22, in Guayaquil Ecuador with George Hatfield, AOS President. Register now using this link: <https://register.gotowebinar.com/register/8409334692352712705>
 Note: After registering, you will receive instructions.

GROS—Greater Rochester Orchid Soc. CTOS—Connecticut OS
 STOS—Southern Tier OS MHOS—Mid-Hudson OS
 Check www.aos.org/events before traveling to see if there may be a local orchid event at your destination. Everything published in Orchids magazine is also on the web page

MAKING IT WORK FOR NENYOS OFFICERS FOR 2017

Donna Wardlaw	Co-President
Janet Vinyard	Co-President & Treasurer
Deb Lambeth	Secretary
Sandy Buxton	Director
Mark Conley	Director
Alex Shepherd	Website
Stan Lee	Past President
Sandy Buxton	AOS Rep
Patty Boggs	Name Tags
Joan Gardner	Refreshments
Bob Odess	Raffle
	Greeter

NENYOS Contact:
nenyosorchids@gmail.com
 Sandy Buxton Newsletter Editor

Beginner Talks – with Alex Shepherd are a chance for members to learn some basic information to help improve their orchid growing habits and knowledge. The programs take place before select meetings.


Here’s what’s we have for Beginner Talks in 2017:

December **Leaves** They provide tons of info which can help you understand your plant and what it wants

Show Off Extra Blooms

If you have plants in bloom which didn't get a chance to visit the Show Table for your moment of fame, take heart.

Alex is willing to prep photos that are emailed to her so they will be visible before the next meeting. Just email shepherd@nycap.rr.com the information.



BScafford

Tales From Our Members—

My "flask orchid"
by Bruce Scafford

This is my third Bloom cycle of "final blue" which is the plant that I took home from the "flask opening demo" Janet Vinyard did at my very first NENYOS August picnic back in 2010.

It has sent out 2 blooms each time...not sure if it will send more in time but it does seem like the blooms are bigger this year.



BScafford

Feel free to ask Bruce his secret to keeping the baby alive and thriving!!

“GoBotany” ? “NEWFS” ?

If you found a native, wild orchid (like the Platanthera that Marc Gray, Amherst Orchid Society found) , or other intriguing plant, you can get help with identification from <https://gobotany.newenglandwild.org/> This identification site is sponsored by New England Wild Flower Society (www.newfs.org) a non-profit society with gardens and office in Framingham, Massachusetts. One can visit the gardens, take a class, and purchase native plants at Nasami Farm in Whately, MA, their Western Mass propagating nursery facility. Elizabeth Farnsworth of NEWFS will speak at Amherst Orchid Society’s meeting November 19, 2017.

-October 2017 Amherst OS Newsletter



SBuxton

VENDORS WHO HELPED WITH THE 2016 AUCTION & Activities

Island Sun Orchids –
Karen Kimmerle; PO Box 909, Keaau, HI

Lehua Orchids
Mountain View, HI
808-968-8898
www.lehuaorchids.com

Piping Rock Orchids
2270 Cook Rd
Galway, NY 12074
518-882-9002
www.pipingrockorchids.com

Sunset Valley Orchids
Fred Clarke, 1255 Navel Place Vista, CA 92081 (760) 639-6255
www.sunsetvalleyorchids.com

The Orchid Works
Rayna@theorchidworks.com
P.O. 278 Hakalau, HI 96710
wholesale and retail lists online

Walter Scheeren
44-3265 Kalopa Mauka Rd
Honokaa, HI 96727
808-775-1185
WFScheeren@juno.com

Woodstock Orchids –Elaine Grega
845 679 6531 or
woodstockorchids@gmail.com

Reprinted from the October 2017 issue of the Long Island Orchid Society Newsletter

Safe Bug spray recipe from Kelly’s Korner Website: For safe but effective insect control try Dr. Bronner’s Peppermint Pure-Castille Soap. We make our own using the recipe below mixed in a 32 ounce spray bottle. Offers great control for aphids, mealy bugs, scale and many other insects. Highly recommended by Glen Decker of Piping Rock Orchids. We mix three table-spoons of soap and 3/4 cup of Isopropyl Alcohol into a one quart spray bottle. Fill the remainder of the bottle with water and shake well before using. Spray on sight whenever insects are found. Best used on cloudy days. <https://www.kkorchid.com> (Kelley’s Korner)

Found: An Orchid With Large Flowers and a Scent Like Champagne What a beaut!

by Sarah Laskow
October 04, 2017



The newly discovered orchid. Johan Hermans

Humans are obsessed enough with flowers that you'd think all the good ones would already be widely known. But on a trip to Northern Madagascar, a group of botanists stumbled across a little-known orchid that not only had big, beautiful flowers but a lovely scent, almost like champagne.

Madagascar has a wealth of unique orchids, but as the team reports in a paper published in Kew Bulletin, earlier collectors didn't spend much time in the island's more northern reaches, which can take days to reach. But when Anton Sieder, from the Botanical Gardens of the University of Vienna, and his wife Christa Sieder, made the journey, they found an orchid that they couldn't believe no one had formally reported before.

It had a broad, white flower, close to two inches wide—larger than the flowers of *C. Gigas*, “which until now was the most impressive species in the genus,” they write. The flowers were also “strongly and pleasantly scented.”

A year later, a group from the Kew Royal Botanic Gardens went to see it for themselves. The flowers, The English Garden reports, grow all along the road and nearby rock faces. The locals, of course, are quite familiar with these flowers, and, according to Johan Hermans, the lead author of the paper, quite amused by the attention they were getting. “It is like a group of people suddenly studying the daisies growing in your front lawn,” he told The English Garden.

Along with this superstar flower, the team reports on nine others that are new to science. But the champagne-smelling flower, which the team calls “instantly recognizable,” has one more special characteristic: It's named *C. christae*, after co-discoverer Christa Sieder.

http://www.atlasobscura.com/articles/found-orchid-madagascar-champagne-botany?utm_source=facebook.com&utm_medium=atlas-page

Nov 4th Auction Meeting

Energy is building as we are expecting fantastic orchids , NBS, BS, in bud and out from Hawaii, California, Piping Rock, Florida with a few donated items already hitting the list.

Show table sets up as usual, although there will be no raffle. AND! Of course, the refreshment table should be overflowing with so many October raffle winners!

Come to the Wm Sanford Library in Colonie for the fun, a chance to learn about different species and hybrids and take home something unusual.

Donated items can be brought to the library Nov 4th, but if you let Janet know ahead of time, it will make the items list. Janetvinyard@yahoo.com. We appreciate knowing in advance and encourage any items related to orchids as well as clean, healthy plants.

2018 DUES can be paid along with any purchase at check-out. \$20 Individual, \$25 Family at one address.

Teaser list will be circulated by the weekend of the 28th and full auction list by Nov 2nd.

See you all soon,

Janet

Continued from page 1

Please note: Kim gave away a professional grower secret. With Den. Nobiles, they can grow quite tall. However, when you see a display at a show, they are all about the same height. He told us, "When the plants get to almost your desired height (within 2 inches, pinch out the center leaf of the growing point. It will cause the upward growth to stop and bulk up the rest of the plant, helping to set strong blooms."

So how does Kim grow fragile orchids in pretty much full sun? He hardens them off with some light shade made out of lattice sheets where the orchids hang out for 7-10 days, then takes off the shade and lets them grow. Vandaeous ones on top and Zygos and cattleyas on the bottom. The Vandas he waters at 10:00 a.m. and 1:00 p.m.

If you don't want to fuss with regular orchids outside and inside, another option is to plant a hardy native or terrestrial. Bletilla striata is a Chinese species with a frilled lip that blooms in May/June. He would recommend a light mulch on the plants here since we are Zone 4-5. Bletilla ochracea has a yellow bloom and needs heavy winter mulch.



-October. Leave outside until first frost. Once in growing area, place in high light but where there can be no mistake for watering.

Another trick is to choose a potting mix which will allow you to water your different types of plants on a similar schedule.

Bob Sharp asked about bug defense. Kim is all about preventative treatment. Every 6-8 weeks, he uses Bayer Advanced's 3-in-1 on a sprayer nozzle and waters the whole system.

By—Sandy Buxton II



Above—Kim talks about Wake Gardner's Aerangis.

Below—Kim is talking to a thoughtful Fred Plant, in front of a great flower bouquet painting!



A pre-meeting conference at the Sales Table with Kim Feddersen

He also told us growers succeeding with Cypripedium acaule have found it needs a low pH. They water it with a cup of vinegar in every gallon of water (pH 4.8-5.3)!

Most of the plants discussed were Australian Dendrobiums which grow in high humidity and strong air movement. Plants which have stiff leathery leaves are a sign they can take high light. But there is no right or wrong way to grow – just water accordingly; fertilize April thru September. Reduce watering by 90% in mid



Aerangis luteoala close up



SBuxton

Donna Wardlaw's Phaius Cute Angel...I think.

Mark Conley
Den. Laevifolium – has been in bloom since June. Bought in bud, growing in moss. He keeps it wet. It has a new growth. It is a mountain plant from New Guinea.

Lycaste amoritica – has been flowering since May/June, shoot keeps going. Gets LOTS of light. Watered every 2-3 days.



SBuxton



SBuxton

Fred Plant—SLC Bright Circle (SLC Bright Angel x SLC Circle of Life) – plant was bought from Linda Wilhelm awhile ago. Blooms 3x/year. Grows it on a windowsill. Kim told us, the plant will bloom whenever a growth matures. Color of bloom depends on temperature as well as light.

Epidendrum Green Hornet (lancifollum x cochleatum) – slightly fragrant.



SBuxton

Phil Rudko/John Raymond
Aerangis that Kim said is doing very nicely. Many plants come from nurseries where they are potted for convenience and then they limp along at your house. Mounting this was a great idea and makes it very happy.

Tenufolia is a small plant which he keeps damp. Sprayed 1-2x/day. Kim commented on lots of roots and blooms even though no leaves. They brought a magnifying glass so members could see the flowers!




SBuxton



SBuxton



SBuxton



SBuxton

Close up shot

Kim Feddersen—enjoying the discussion!



Show Table Tales



Donna's Catt bowringiana is a serious color. And her Lepanthese teleponiflora grows in a fishtank with misters and lights in a cool area. Epi Sun Valley 'Divine' x RBC Emlar Mini Mandarin Paph Ikolko 'Piping Rock' x Satchel's Legend 'Haley Suzanne'



Wake Gardner's Maxillaria rufescens bloomed for the 1st time in 5 years. Treated like a Catt!

Donna Wardlaw's DTPS Peter Sky Blue.





Elaine Grega brought Ascocenda Rumrill with bright color.

Bellara Marfitch 'Howard's Dream' has a great blossom which Kim says is not purple but cream with purple markings.



Elaine also brought Darwinara Walnut Valley which is fragrant.

And DTPS Queen Beer which is a super bloomer, branching and respiking several times.





North Eastern New York Orchid Society

NENYOS c/o S. Lee, 130 Johnson Road, Scotia, NY 12302 www.nenyos.com

Nov. 4, 2017 Auction

The annual fundraiser for
NENYOS future speakers

1:00 p.m. **Doors open** to pre-
view orchids, get your bid
plate and stake out a seat

1:30 p.m. **Auction begins**

The meeting is at the William K. Sanford Library,
629 Albany Shaker Road, Colonie (Loudonville,
12211)

(Times are approximate.)

.....**Congratulations!** October
Raffle Winners: (and many thanks to
the members who donated plants to
the Raffle)

Raffle winners

- | | |
|--------------------|-------------------|
| Donna Wardlaw | John Raymond |
| Delores Cinnemea | Gil O'Brien |
| Wake Gardner | Kris Komjathy |
| Janet Wierzchowski | Joan Gardner |
| Sandy Buxton II | Patty Boggs |
| Diane Knight | Kim Mullinax |
| Phil Rudko | Bob Sharp |
| Janet Vinyard | Dot Hargett |
| Jianhua Jane Wang | Priscilla Johnson |
| Mary Cinnemea | |



Raffle Winners

Don't forget, Raffle winners are asked to
bring a "goodie" to the next meeting
(November) to help celebrate their good for-
tune.